

KOTA

NEW **SOLUUT PX**

DENTES DE RESINA COMPOSTA



























CARTA MOLDE

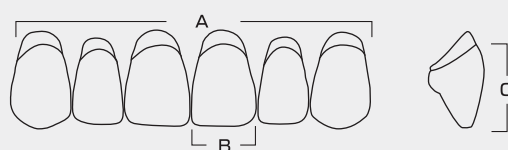


YAMAHACHI DENTAL

DENTES ANTERIORES NEW SOLUUT PX

UPPER | SUPERIOR

	A	B	C		A	B	C
 T41	43.2	8.0	9.7	 S42S	44.2	8.5	9.8
 T51	46.6	8.6	10.4	 S52S	45.9	8.3	10.9
 T61	49.4	9.1	11.0	 S51S	46.6	9.0	10.8
 T41S	43.0	7.9	9.3	 S61S	48.7	8.8	11.2
 T51S	46.6	8.6	10.1	 O41	42.9	8.0	10.1
 T61S	49.2	9.1	10.7	 O31S	38.7	7.4	8.4
 S51	45.0	8.4	10.7	 O51S	47.1	8.7	10.0
 S71	52.6	9.8	13.5	 O61S	48.4	9.0	10.8
 S81	53.4	10.0	13.7	 C42	43.2	8.2	10.5
 S43S	41.3	7.8	8.5	 C41	43.7	8.2	10.4
 S44S	42.7	7.7	10.3	 C51	46.4	8.8	11.3
 S41S	43.5	7.9	9.6	 C61	49.4	9.4	12.1



TODAS AS MEDIDAS EM MM

A – Largura do Conjunto de Dentes

B – Largura do Incisivo Central

C – Altura da Coroa

DENTES ANTERIORES NEW SOLUUT PX

LOWER | INFERIOR

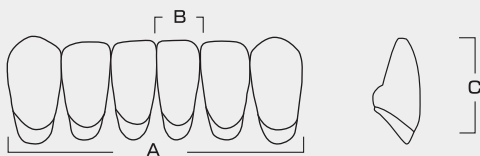
A B C

N31S		30.1	4.5	8.0
N61S		37.9	5.6	9.4
N31		33.4	5.1	8.9
N32		32.5	4.8	8.9
N41		34.4	5.1	8.6
N42		35.5	5.5	10.2
N81		41.8	6.4	12.1
N71L		39.9	5.8	11.6

DENTES POSTERIORES NEW SOLUUT PX

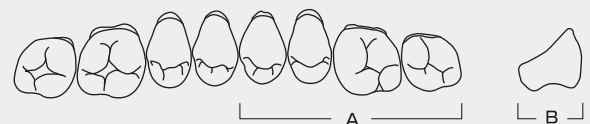
A B

30		30.7	8.9
32		33.3	8.6
34		34.1	10.0
36		36.0	10.7



TODAS AS MEDIDAS EM MM

A – Largura do Conjunto de Dentes
B – Largura do Incisivo Central
C – Altura da Coroa



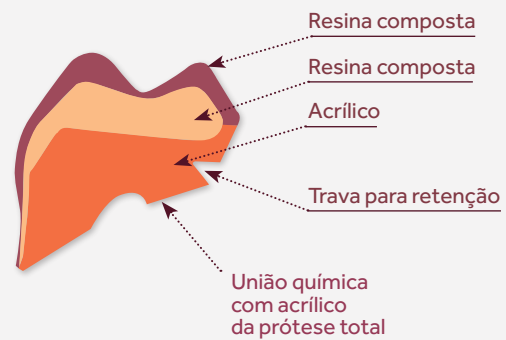
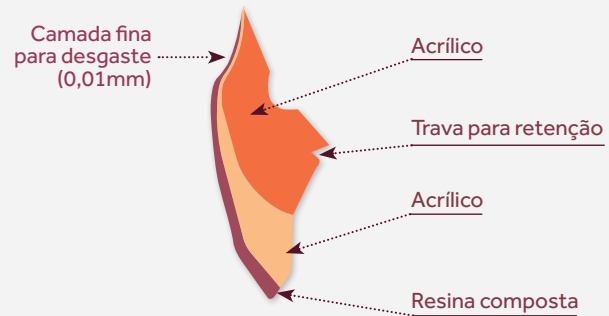
TODAS AS MEDIDAS EM MM

A – Largura do Conjunto de Dentes
B – Largura da Coroa

TABELA DE COMBINAÇÃO

ANTERIOR		POSTERIOR
UPPER SUPERIOR	LOWER INFERIOR	
T41	N32	30
T51	N42	30
T61	N61S	34
T41S	N32	30
T51S	N42	30
T61S	N61S	34
S51	N42	30
S71	N71L	34
S81	N81	36
S43S	N41	30
S44S	N41	30
S41S	N32	30
S42S	N31	30
S52S	N42	30
S51S	N42	30
S61S	N61S	34
O41	N32	30
O31S	N31S	30
O51S	N61S	32
O61S	N61S	32
C41	N41	32
C42	N41	30
C51	N42	30
C61	N61S	34

A TECNOLOGIA DE Prensagem em Acrílico e Resina Composta evita problemas de descolar o Acrílico da Prótese Total e de Fraturas.



Cores disponíveis segundo a Escala VITA:
A1, A2, A3, A3.5, A4, B1, B2, B3, C2, C3, D2, D3

Revisão:
Janeiro/2023

☎ 55 11 4615.9200

🌐 kotaimp.com.br

👤 sac@kotaimp.com.br

📘 /kotagrupo

📷 @grupokota

KOTA
desde 1992

Só se é feliz
sorrindo